

簡易型

微處理型多功能電力表

SIMPLIFIED

MICROPROCESS POWER METER (Max. 50A)



RITA LDA-144E(P) KWH, KW (Max.50A)
OR
KWH, KW, V, A (Max.50A)

Features

- Max. display 8 digits (KWH)
Max. display 4 digits can change
Voltage, Current or Watt
- Current (0~1000A) or Watt (0~999KW)
- * Current CT SET Max x 200 (0~1000A) (50A, Direct, NO CT SET)
- RS-485 interface (Option)
- Pulse output (Option)
- DIN Case 144 x 144mm
- * 3 phase 3 wire or 3 phase 4 wire MUST BE SPECIFIED

Specifications

Display :	8 digits LED 0.56" high (KWH) 4 digits LED 0.56" high (V, A, KW)
Parameter setting :	Touch switches
Memory :	NV RAM
Accuracy :	±0.5% FS. ±2 digits
Operating Temp. :	0~50°C/ Below 80%R.H.
Storage Temp. :	-10~60°C/ Below 70% R.H.
Power Supply :	AC 90~260V, 50/60Hz
Option :	DC 24, 48, 120V ±20%
Power Consumption :	Approx. 8VA
Weight :	Approx.650g
Dielectric Strength :	AC 2000V/1min (Input/Power)
Insulation Resistance :	More than 100MΩ at 500VDC
Dimensions :	144(W) × 144(H) × 120(D)mm

Input

Circuit	AC Input			Max. Reading (KWH)			
1 φ 2 W	Voltage	Current	Freq.	99999999			
1 φ 3 W					120V	5A	50Hz
3 φ 3 W					240V	(50A)	60Hz
3 φ 4 W					480V		

Burden : Voltage \leq 0.1VA
Current \leq 0.2VA
Max. over : Voltage \rightarrow AC 650V continuous
Current \rightarrow 2 \times rated continuous
Frequency : 45~65Hz

Output

Pulse output (option)
Output : Open collector (Standard) or Reed Relay
2K Count / 1Pulse
RS-485 Interface (option)
Address : 1 ~ FF
Baudrate : 19200,9600,4800,2400
Frame : N.8.2, E.8.1, O.8.1, N.8.1
Protocol : Modbus RTU Mode

Order Code

LDA-144E(P) —

Connection —

12 : 1 phase 2 wire
13 : 1 phase 3 wire
33 : 3 phase 3 wire
34 : 3 phase 4 wire

Input —

1 : AC 120V, 5A
2 : AC 240V, 5A
3 : AC 480V, 5A
Y : Option

Input Freq. —

1 : 50Hz
2 : 60Hz
Y : Option

Power Supply —

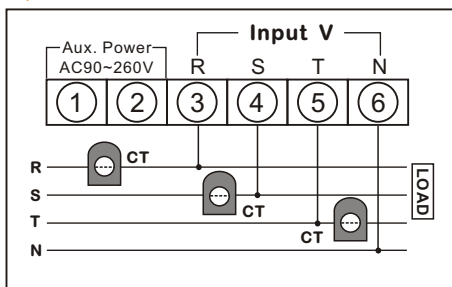
1 : AC 90~260V, 50/60Hz
2 : DC 24V
3 : DC 120V

Interface —

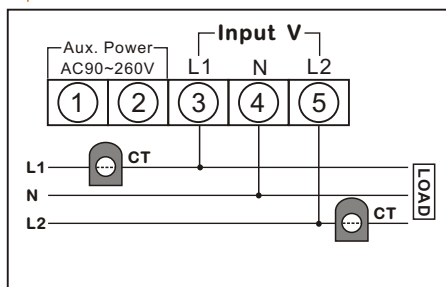
1 : RS-485
2 : RS-485 + Pulse (2K Pulse/KWH)
N : None

■ Connection Diagram

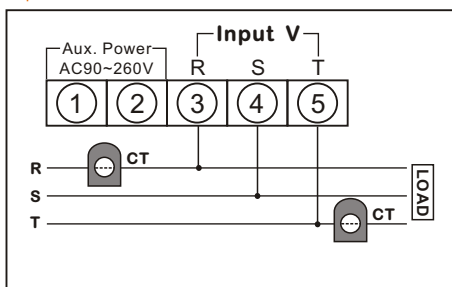
3 φ 4W



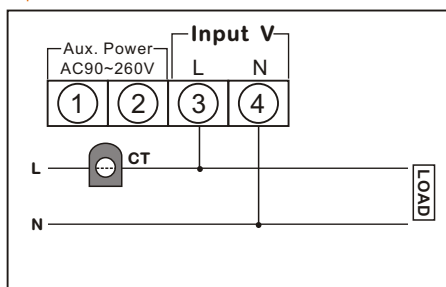
1 φ 3W



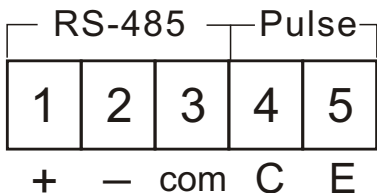
3 φ 3W



1 φ 2W

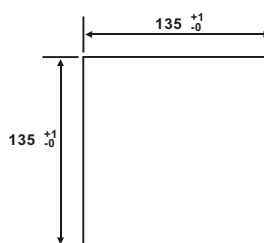


■ Output(Optional)

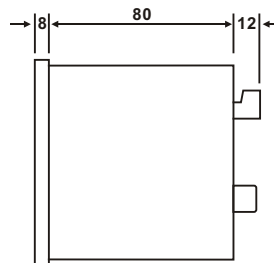


■ Dimensions (mm)

Cut out (mm)



Dimension (mm)



普得企業股份有限公司

總公司：台北市內湖區行愛路68號6樓
 電話：(02)8791-8588 傳真：(02)8791-9588
 電子郵件：toyotech@ms37.hinet.net
 網址：www.toyotech.com.tw

台中辦事處：台中市文心路四段200號10樓之2
 電話：(04)2296-9388 傳真：(04)2296-9386
 高雄辦事處：高雄市民生一路56號15樓之6
 電話：(07)227-2133 傳真：(07)227-2173